



Phonics

At Sebright School we follow our own Blossom Phonics scheme which is based on the principles and progression of Letters and Sounds. We use a range of resources and strategies to tailor the phonics provision to meet the needs of our pupils.



Early Reading: PHONICS

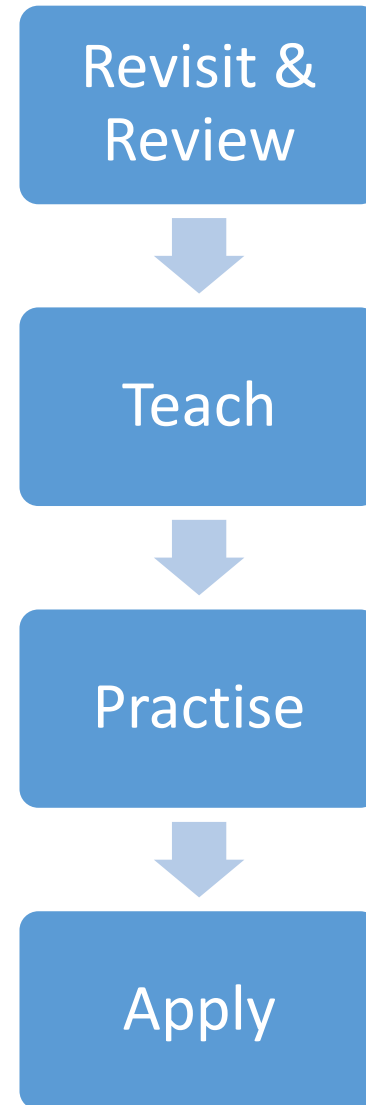
At Blossom Federation we have devised our own phonics programme based upon the principles of Letters and Sounds.

It aims to build children's speaking and listening skills in their own right as well as to prepare children for learning to read by developing their phonic knowledge and skills.

1. **Phonic Knowledge** = The sounds that letters and combination of letters make
2. **Phonic Skills** = Blending and Segmenting

Structure of a phonics lesson

- Phonics is taught daily
- Children split into groups across Year 1
- 20 minute lesson
- Each session follows the same structure
- Interventions & revision sessions
- Study start




Key Vocabulary



- **Phoneme** – single unit of sound
- **Grapheme** – how the sound is written down
- **Blending** – putting sounds together to make a word - reading
- **Segmenting** – splitting words up into sounds -writing
- **Digraph** – 2 letters that make 1 sound e.g. **sh, ai, or**
- **Trigraph**- 3 letters that make 1 sound e.g. **igh**
- **Split Digraph** – sound is split by another letter
e.g. **a-e** in the word **cake**
- **Tricky word** – words that can not be sounded out e.g. **the,**
l
- **Alien word** – a nonsense word e.g. **pronk**

Phonics Overview

































- Phase 1: Nursery onwards
- Phase 2: Reception
- Phase 3: Reception
- Phase 4: Reception/Year 1
- Phase 5: Year 1
- Phase 6: Year 2



Blossom Phonics

Phase 2 & 3
















Picture, action and rhyme for each sound

s 	a 	t 	p 	i 
n 	m 	d 	g 	o 
c 	k 	e 	u 	r 
h 	b 	f 	l 	j 
v 	w 	x 	y 	z 
qu 	ch 	sh 	th 	ng 

Blossom Phonics

















Phase 3 – Digraphs & Trigraphs

ai 	ee 	igh 	oa 	oo 
oo 	ar 	or 	ur 	ow 
oi 	ear 	er 	air 	ure 

Blossom Phonics








Phase 5

ay 	ou 	ie 	ea 	oy 
ir 	ue 	aw 	wh 	ph 
ew 	oe 	au 		ck 

Blossom Phonics



Phase 5 continued

a-e	e-e	i-e	o-e	u-e
				

Make a
cake

Steve and
Pete

Nice
Smile

Phone
Home

Huge
Brute

Blossom Phonics



Phonics videos

<https://www.youtube.com/@blossomphonics>

 **The Sounds
of the
Alphabet** 
Blossom Phonics


 **Phase 3** 
**Digraphs and
Trigraphs**
Blossom Phonics
Daubney, Sebright and Lounston


 **Phase 5** 
**Digraphs and
Split Digraphs**
Blossom Phonics
Daubney, Sebright and Lounston


Blending



Building words from phonemes to read.

ch ee p

light

Sound buttons



ship

book

night

ring
















wait

fair



Segmenting

- Segmenting sounds in words for writing
- Phonic fingers
- Letter formation rhymes

 <p>Slither down the snake.</p>	 <p>Around the apple and down the leaf.</p>	 <p>Down the tower, across the tower.</p>	 <p>Down the pirates plait and around his face.</p>	 <p>Down the body and dot for the head.</p>
 <p>Down Maisie, mountain, mountain.</p>	 <p>Around the dinosaurs bottom, up his tall neck & down to his toes.</p>	 <p>Around the girls face, down her hair and give her a curl.</p>	 <p>All around the orange.</p>	 <p>Curl around the caterpillar.</p>
				

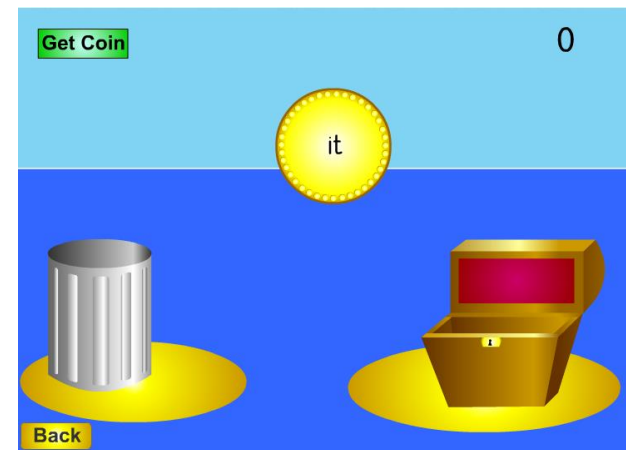
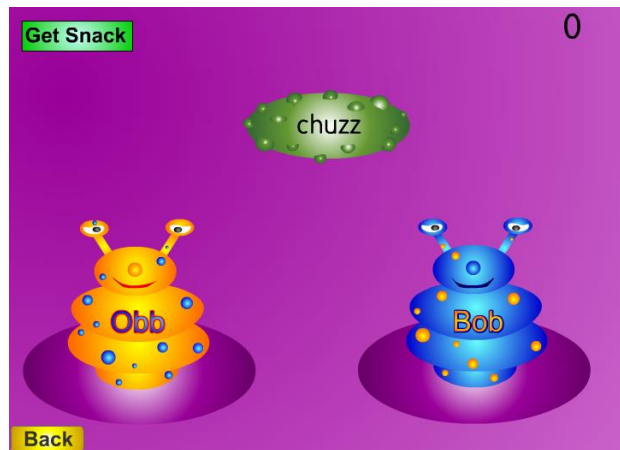


How can you help at home



- Reading your child's phonics books with them
- Blossom phonics videos
- Blending practice

<https://www.youtube.com/@blossomphonics>
www.phonicsplay.co.uk



Year 1 Phonics Screening



- Year 1 – Summer term (June)
- The screening consists of 40 words of which 20 will be non words (alien words)
- 1:1 assessment
- 5-10 minutes

2019 national curriculum assessments

Key stage 1

Phonics screening check
Pupils' materials

The 2019 materials feature a 3x3 grid of nine alien characters. The top row contains a green alien with one eye, a pink alien with two eyes, and a purple alien with three eyes. The middle row contains a yellow alien with two eyes, a pink alien with two eyes, and a yellow alien with three eyes. The bottom row contains a light blue alien with two eyes, a green alien with two eyes, and a dark blue alien with two eyes.

2018 national curriculum assessments

Key stage 1

Phonics screening check
Pupils' materials


The 2018 materials feature a 3x3 grid of nine alien characters, identical to the 2019 materials. The top row contains a green alien with one eye, a pink alien with two eyes, and a purple alien with three eyes. The middle row contains a yellow alien with two eyes, a pink alien with two eyes, and a yellow alien with three eyes. The bottom row contains a light blue alien with two eyes, a green alien with two eyes, and a dark blue alien with two eyes.

Year 1 Phonics Screening materials

Nonsense words/Alien words




drell




meck




fusp



shig



quisk



joil



Year 1 Phonics Screening materials

Real words



crust

high

trails

feast

strip

goal